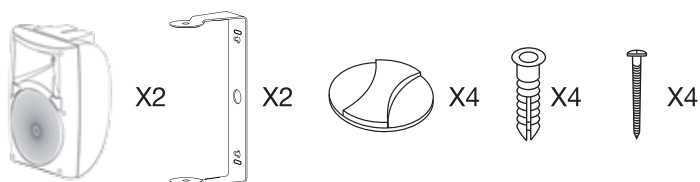


Breez

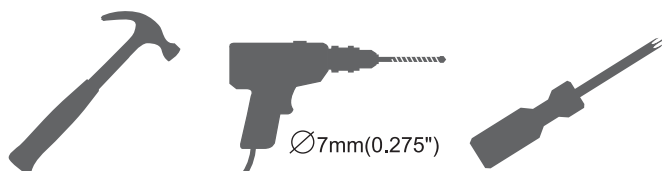
6½" Outdoor Loudspeaker

USER MANUAL

Content

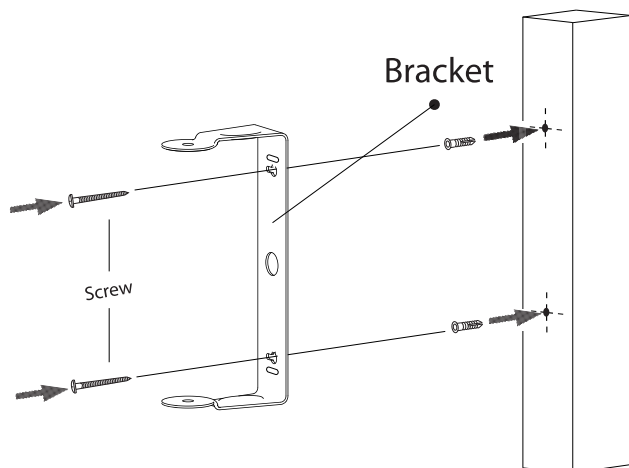


Installation Requires



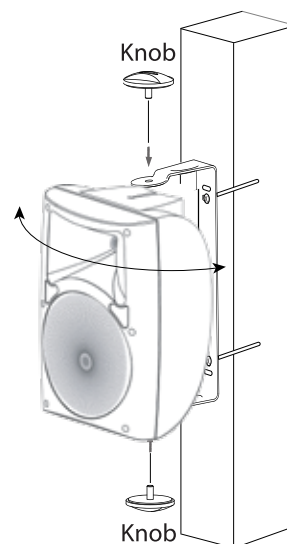
Mounting Speakers

①



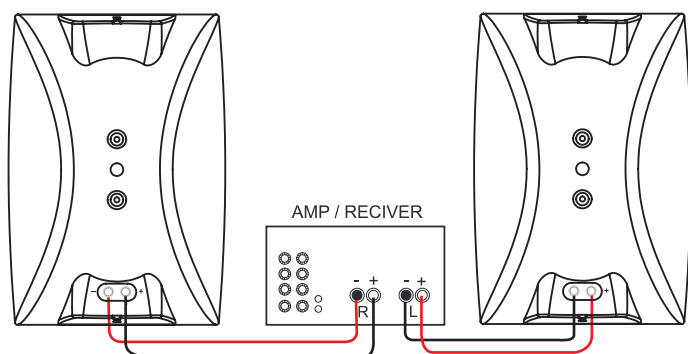
Using the bracket supplied, first make location and placement and then mount the bracket. **For safety reasons do not mount a speaker on a wall made of unreinforced drywall or plasterboard.** If you are not sure consult a professional installer.

②



Attach the speakers to the brackets, lightly screw the bracket knobs into the cabinet and Point the speaker toward the listening area. Once the direction of the speaker has been determined tighten the bracket knobs securely.

Connecting Speakers



Please note:

These weather resistant speakers are manufactured to resist a variety of weather conditions with UV paint protection, stainless steel grills, and aluminium brace. These speakers are not waterproof and cannot submerged under water

Specifications

Construction	Bass reflex with port
Drive Units	Woofer: 6.5" (160mm) Ferrite magnet system.
	Tweeter: 1" (25mm) soft dome. Powerful Neodymium magnet system. Ferrofluid damped and cooled.
Frequency Response	55-20,000Hz
Nominal Impedance	6 Ohm
Power Handling	80W
Peak Power Handling	250W 10m/sec
Sensitivity 1 W/1 M	91 dB
Crossover Point	5000 Hz / 12 dB octave
Dimension(W x H x D)	8 1/2" X 12 1/5" X 7 4/5" (215mm X 310mm X 195mm)
Weight	2.5 KG
Finish	White sanded finish

• Morel operates a product design improvement policy consequently specifications are subject to alterations without prior notice