


# Solan Series

## User Manual and Installation Guide



Dear Customer,

Thank you for choosing Morel's SOLAN!

The information in this manual will help you get the best possible performance out of your speakers. If you have any questions, please contact your Morel dealer, or Morel Support at [www.morelhifi.com](http://www.morelhifi.com).

## SOLAN Speakers Design

The inspiration to design the Solan speaker line derives from our true love of music. With over 35 years of experience in designing and developing drivers and speakers, our aim has consistently been to recreate the incomparable sound of a natural, live music experience.

The Solan is a small speaker yet capable of producing a "big" natural sound that can be used in various applications and room settings.

## SOLAN Speaker Application

The Solan series consists of the Solan bookshelf, Solan Floor-standing, Solan Centre and Solan Subwoofer. Morel does not compromise on its high quality products and the Solan is no different. This new series was designed to provide the renowned Morel life-like sound, borrowing technologies from the fat lady flagship loudspeaker to deliver true enjoyment at an outstanding vaule.

The Solan's high gloss finish front baffle and innovative integrated grille (in the tweeter and woofer) deliver a beautifully sculptured speaker design that will suite any in-door environment.

Intended for both stereo and multi channel applications, Morel took great care to harmonize each speaker so it integrates perfectly in a home theatre set up.

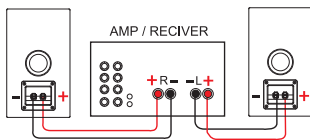
The frequency response and phase are identical in the Solan bookshelf, Solan floor-standing and Solan centre providing a believable, coherent soundstage.

The Solan speakers produce a very dramatic and dynamic sound in their category.

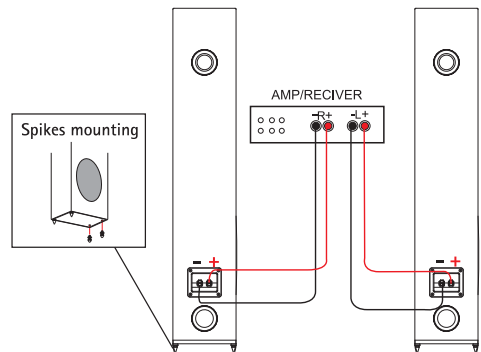
## Connecting The SOLAN Speakers

Please follow the provided illustration for proper connection and set up of your new speakers.

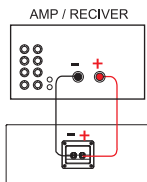
### SOLAN Bookshelf Speakers Connections



### SOLAN floor-standing Speakers Connections



### SOLAN Centre Speaker Connections



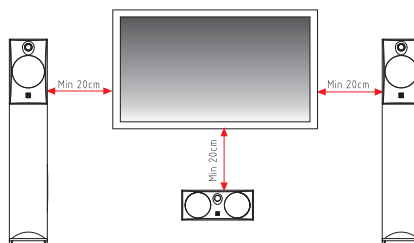
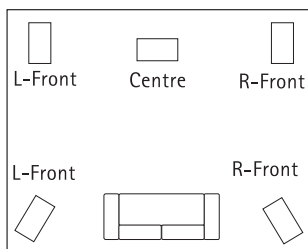
## Break-in Period

As in any high-end speaker system, the Solan speakers must be used for a short period of time before they reach peak performance. Due to the construction design of the Solan drivers, we recommend a 72-hour break-in period. Please keep this in mind when you initially evaluate the speakers.

## SOLAN AV set up recommendation

In a home theatre configuration, one can choose to position the speakers in various locations. The illustration shows a basic 5.1 Dolby Digital speaker set-up. It is important to note that speaker locations can differ from one digital format to another.

For more information please contact your local authorised dealer.



## Solan MSP 10 subwoofer speaker connections

### 1. WIRELESS INPUT

For connecting subwoofer in wireless input, please see Morel's Sub Wireless receiver manual (purchased separately).

### 2. RCA INPUT JACKS.

The RCA input terminals of the subwoofer amplifier (line in) connects via RCA cables the unit to your amplifier/receiver subwoofer out if there is only mono output from the amplifier, then use the R input for mono.

### 3. PHASE CONTROL

The phase control allows phase adjusting of the subwoofer to match that of the other speakers in your home theater system. With the system turned on, turn the phase control first to 0° then to 180°, and leave it in the position at which the bass level in your room sounds strongest and deepest.

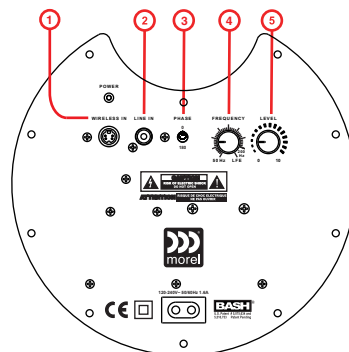
### 4. FREQUENCY CONTROL

The crossover control determines the range of frequencies your subwoofer will reproduce. When turned to 60Hz, the subwoofer will only issue the lowest bass frequencies. As you turn the knob towards 140Hz, the subwoofer will reproduce more high frequency notes (higher range). When the crossover control is adjusted correctly, the subwoofer, together with the other speakers in your system, reproduces the entire range of frequency.

### 6. LEVEL CONTROL

The level control adjusts the bass level (volume) of your subwoofer.

Adjust your required level of bass relative to the sound reproduced by the other speakers in the system. The bass level reproduced by the subwoofer will change as you modify the volume control setting on your amplifier/receiver, maintaining the relative level set by this control.



# SOLAN Speakers Specifications

SPECIFICATIONS	SOLAN BOOKSHELF SPEAKER
Type	2-way freestanding loudspeaker
Construction	MDF Vinyl cabinet, coated paint glossy piano finish front baffle.
Acoustical Loading	Single port bass reflex
Drive Units	<b>Bass midrange:</b> 5 1/4" (130mm) rear vented ferrite motor, Comprised of a lightweight paper cone doped with a polymer composite. The diaphragm is fitted with a 75mm domed dust cap and surround. <b>Tweeter:</b> High frequency unit, low resonance coated soft dome, 1" (25mm) voice coil.
Frequency Response	50 - 20,000 Hz
Nominal Impedance	6 ohm
Peak Power Handling	100W
Sensitivity 2.83 V/1 M	88 dB
Crossover	2200 Hz / 12 dB octave
Dimension (W x H x D)	7" x 12" x 10" (178mm x 300mm x 250mm)
Weight	4,7 KG
Finish	White Oak, Black Ash

•Morel operates a product design improvement policy consequently specifications are subject to alterations without prior notice

SPECIFICATIONS	SOLAN CENTRE SPEAKER
Type	2 Way 3 unit, full range centre speaker with low magnetic stray field
Construction	MDF Vinyl cabinet, coated paint glossy piano finish front baffle.
Acoustical Loading	Sealed infinite baffle
Drive Units	<b>Bass midrange:</b> 2 x 5 1/4" (130mm) rear vented and ferrite motor. Both units comprised of lightweight paper cones doped with polymer composite. The diaphragm is fitted with a 75mm domed dust cap and surround. <b>Tweeter:</b> High frequency unit, low resonance coated soft dome, 1" (25mm) voice coil.
Frequency Response	60 - 20,000 Hz
Nominal Impedance	6 ohm
Nominal Power Handling	125W
Sensitivity 2.83 V/1 M	88 dB
Crossover	2200 Hz / 12 dB octave
Dimension (W x H x D)	16 1/2" x 6 1/4" x 7 1/4" (420mm x 170mm x 195 mm)
Weight	5,8 KG
Finish	White Oak, Black Ash

•Morel operates a product design improvement policy consequently specifications are subject to alterations without prior notice

SPECIFICATIONS	SOLAN FLOOR-STANDING SPEAKER
Type	3-way 4-unit floorstanding loudspeaker
Construction	MDF Vinyl cabinet, coated paint glossy piano finish front baffle.
Acoustical Loading	Bass; single port reflex. , Midrange ;single port reflex
Drive Units	<b>Bass:</b> 6 1/2" (160mm) rear vented ferrite motor, Comprised of a lightweight paper cone doped with a polymer composite. The diaphragm is fitted with a 100mm domed dust cap and surround. <b>Midrange:</b> 5 1/4" (130mm) rear vented ferrite motor, Comprised of a lightweight paper cone doped with a polymer composite. The diaphragm is fitted with a 75mm domed dust cap and surround. <b>Tweeter:</b> High frequency unit, low resonance coated soft dome, 1" (25mm) voice coil.
Frequency Response	30 - 20,000 Hz
Nominal Impedance	6 ohm
Nominal Power Handling	140W
Sensitivity 2.83 V/1 M	88 dB
Crossover	150 Hz / 18db octave 2200 Hz / 12 dB octave
Dimension (W x H x D)	7" x 37" x 11 1/2" (178mm x 950mm x 292mm)
Weight	14,5 KG
Finish	White Oak, Black Ash

•Morel operates a product design improvement policy consequently specifications are subject to alterations without prior notice

SPECIFICATIONS	SOLAN MPS10 SUBWOOFER
Construction	MDF Vinyl cabinet, coated paint glossy piano finish front baffle
Drive Units	One 10" (227mm) woofer
Frequency Response	35-160Hz
Amplifier	150W, continuous power, all formats compatible with automatic/on/off switch, level, crossover, and phase controls.
Inputs	Line-level RCA phono jacks high-level binding post terminals
Voltage	115-230 VAC 50/60Hz with main supply voltage selector
Dimensions (W x H x D)	12.9" x 14.3" x 13.7" (330mm x 365mm X 350mm)
Weight	13,5 KG
Finish	White Oak, Black Ash

•Morel operates a product design improvement policy consequently specifications are subject to alterations without prior notice

